

Table 4: Summary Statistics

Indicator	Mean	Median	Deviation	Minimum	Maximum
IPRI	5.6	5.3	1.4	3.4	8.5
LP	5.3	4.9	1.8	2.1	8.8
PPR	6.2	6.1	1.0	4.3	8.3
IPR	5.4	5.1	1.6	2.3	8.5

Table 4 presents summary statistics for the 2011 IPRI and its component scores. This year's index finds a one point increase in both the mean and median scores. While these are largely the result of improvement by low scoring countries (the lowest country score jumped from 2.9 to 3.4) the effect is somewhat offset by slightly deteriorating scores at the top. This converging of scores across the data set can be seen in the deviation, which shows a slight decrease from 1.5 to 1.4.

This year's highest score in any one of the core components is 8.8 in Legal and Political Environment (LP) achieved by Finland, New Zealand, and Sweden. The lowest score in any of the core components is Zimbabwe's LP score of 2.1, which is still a notable improvement over last year's lowest component score, a 1.6 LP for Chad. Physical Property Rights (PPR) again has the highest component mean at 6.2.

Ranking by Index Core Components

This index is comprised of three core components that can be used independently to assess a country's performance. This section presents and discusses countries' performance in each core component of the index.

Table 2 and Table 3 show the top 10 and bottom 10 countries for each of the IPRI's components. The top 10 lists, generally, are more homogenous than the bottom 10 with Finland ranking first in all three components. Luxembourg, Sweden, and Switzerland also place in the top 10 in all three components. Interestingly, two countries (the United States in Intellectual Property Rights (IPR) and Bahrain in PPR) make the top five list for a component score but do not make the top 10 IPRI.

The bottom 10 lists are much more heterogeneous with no country making it on all three. Zimbabwe ranks the lowest in the LP component, Libya in the PPR component, and Moldova in the IPR component.

Figures 4–6 provide a complete rank ordering of the entire 125 country set, according to the three core components of the IPRI.

Changes in Scores (2010–2011)

A direct comparison of the ordinal rankings between 2010 and 2011 is hindered by the fact that five additional countries (Angola, Iran, Lebanon, Rwanda, and Swaziland) are included in this year's rankings, while the Kyrgyz Republic is not included because of a lack of data. As a result, some changes in the rankings could reflect changes in the composition of countries indexed instead of the countries' performance compared with last year. A comparison of results between 2009 and 2010 is found in Tables 5–8, which present the changes in scores for the IPRI as well as their components.

The countries that demonstrate the most improvement in their IPRI score over the last year are a diverse group. These include Brunei, Benin, Indonesia, Uganda, Algeria, Burkina Faso, Ethiopia, Senegal, Mauritius, and Ecuador. Unfortunately, the following countries show a decrease in their property rights performance: Iceland, Ireland, South Korea, Denmark, The Netherlands, United States, Lithuania, Latvia, United Kingdom, and New Zealand. Those countries that are experiencing the largest setbacks in property rights tend to be among the wealthiest.

Figure 4: Ranking by LP Score

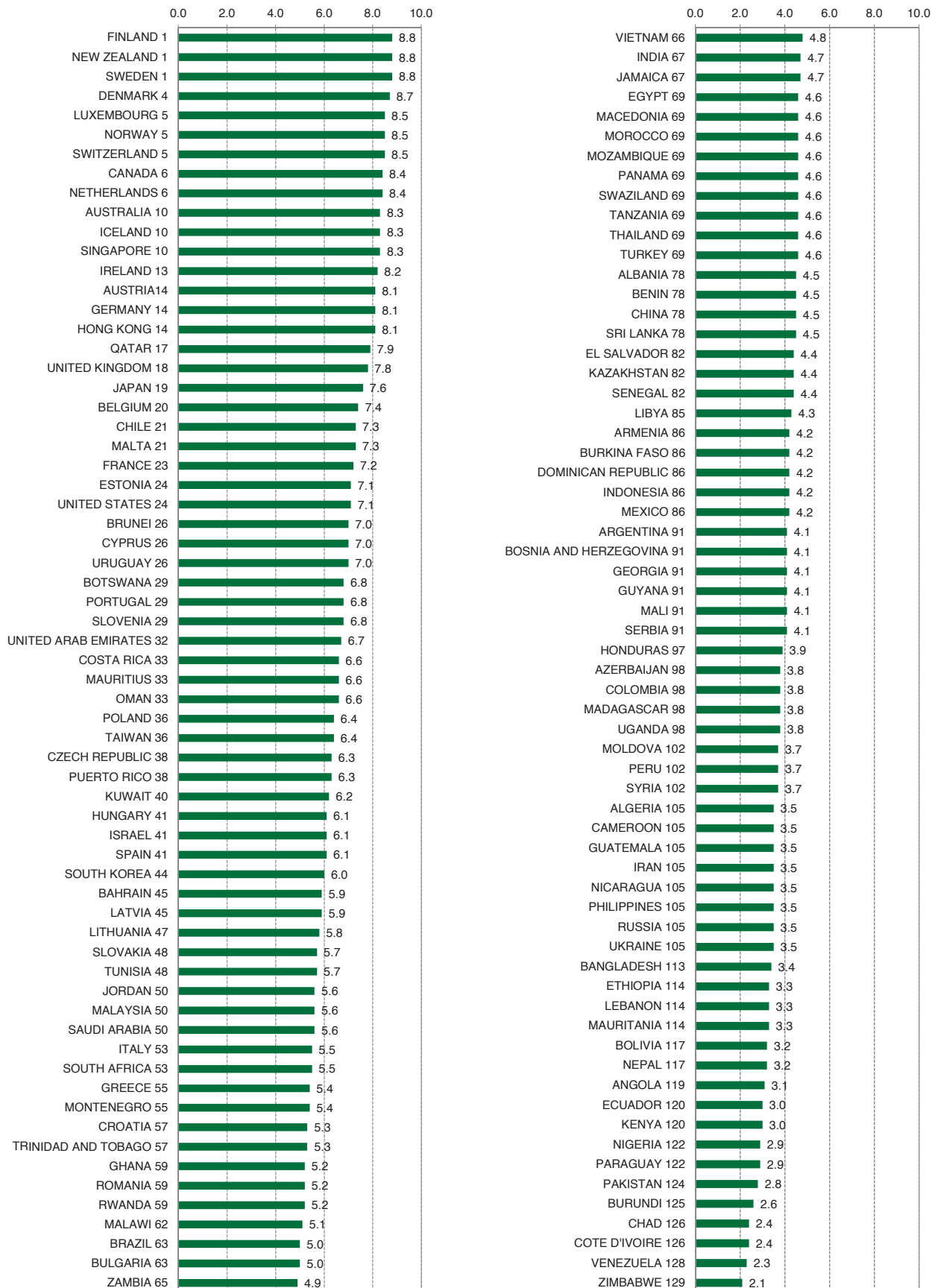


Figure 5: Ranking by PPR Score

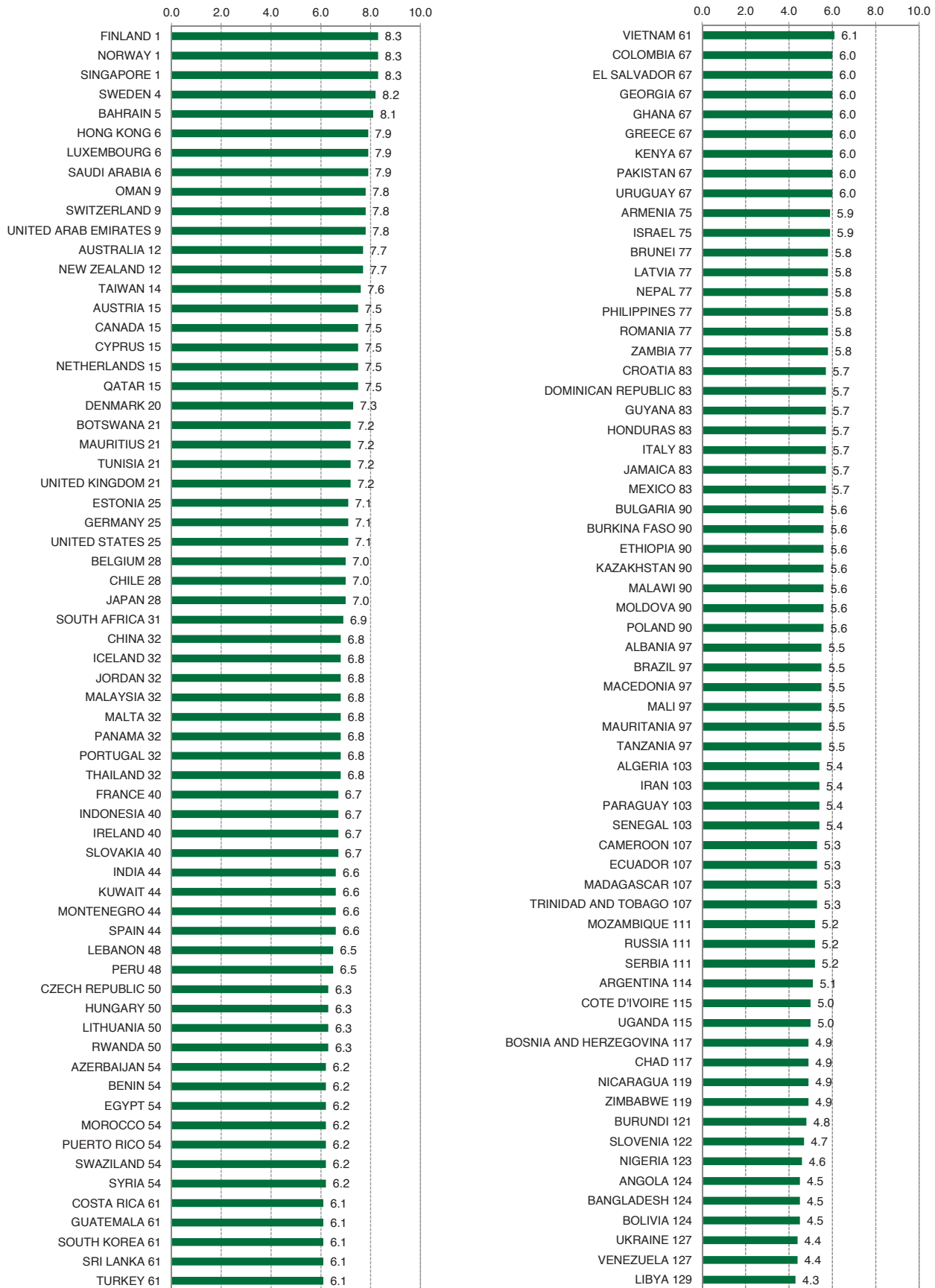


Figure 6: Ranking by IPR Score

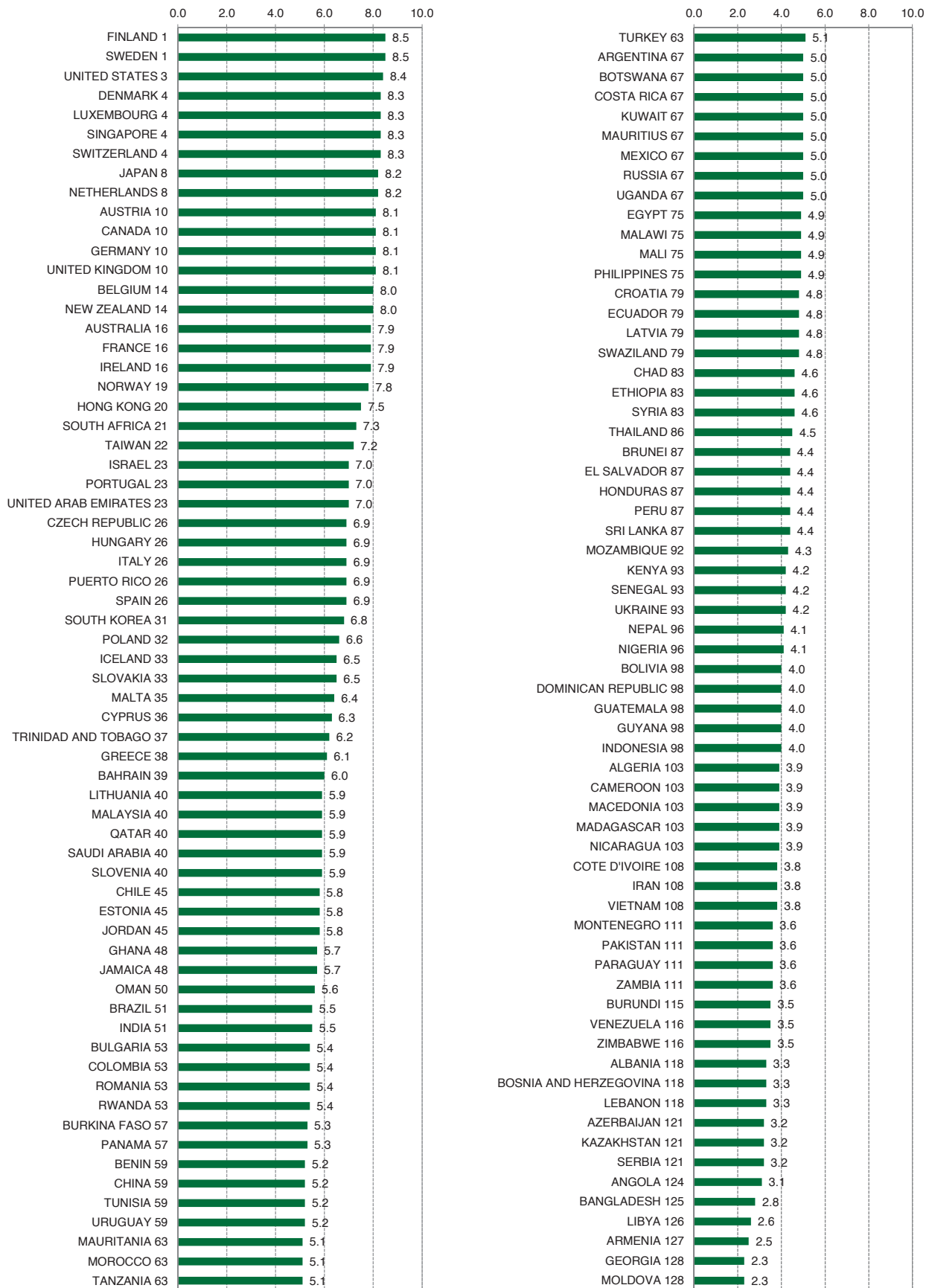


Table 5: Changes in the IPRI score (2010–2011)

County	Change	IPRI 2011	IPRI 2010	County	Change	IPRI 2011	IPRI 2010
BRUNEI	1.4	5.7	4.3	BRAZIL	0.2	5.3	5.1
INDONESIA	0.9	5.0	4.1	MALTA	0.2	6.8	6.6
CHAD	0.8	4.0	3.2	PUERTO RICO	0.2	6.5	6.3
GUYANA	0.7	4.6	3.9	PHILIPPINES	0.2	4.7	4.5
MONTENEGRO	0.7	5.2	4.5	EL SALVADOR	0.1	4.9	4.8
BANGLADESH	0.7	3.6	2.9	UNITED ARAB EMIRATES	0.1	7.2	7.1
BENIN	0.7	5.3	4.6	KUWAIT	0.1	5.9	5.8
UGANDA	0.7	4.6	3.9	TUNISIA	0.1	6.0	5.9
POLAND	0.7	6.2	5.5	THAILAND	0.1	5.3	5.2
MACEDONIA	0.6	4.7	4.1	ROMANIA	0.1	5.5	5.4
ALBANIA	0.6	4.4	3.8	LUXEMBOURG	0.1	8.2	8.1
COTE D'IVOIRE	0.6	3.7	3.1	NIGERIA	0.1	3.9	3.8
PERU	0.6	4.9	4.3	FRANCE	0.1	7.3	7.2
ALGERIA	0.6	4.3	3.7	HONDURAS	0.1	4.7	4.6
ETHIOPIA	0.5	4.5	4.0	JAMAICA	0.1	5.4	5.3
TANZANIA	0.5	5.1	4.6	COLOMBIA	0.1	5.1	5.0
MOZAMBIQUE	0.5	4.7	4.2	KENYA	0.1	4.4	4.3
ECUADOR	0.5	4.4	3.9	KAZAKHSTAN	0.1	4.4	4.3
MALAWI	0.5	5.2	4.7	SINGAPORE	0.1	8.3	8.2
SENEGAL	0.5	4.7	4.2	TURKEY	0.1	5.3	5.2
PARAGUAY	0.5	4.0	3.5	INDIA	0.1	5.6	5.5
BAHRAIN	0.5	6.7	6.2	BULGARIA	0.1	5.3	5.2
NICARAGUA	0.5	4.1	3.6	MALI	0.1	4.8	4.7
BOSNIA AND HERZEGOVINA	0.5	4.1	3.6	LATVIA	0.1	5.5	5.4
BOLIVIA	0.5	3.9	3.4	MALAYSIA	0.0	6.1	6.1
URUGUAY	0.4	6.1	5.7	BELGIUM	0.0	7.5	7.5
AZERBAIJAN	0.4	4.4	4.0	MADAGASCAR	0.0	4.3	4.3
SAUDI ARABIA	0.4	6.5	6.1	ESTONIA	0.0	6.7	6.7
CHINA	0.4	5.5	5.1	LIBYA	0.0	3.7	3.7
GHANA	0.4	5.6	5.2	JORDAN	0.0	6.1	6.1
CROATIA	0.4	5.3	4.9	SWEDEN	0.0	8.5	8.5
TRINIDAD AND TOBAGO	0.4	5.6	5.2	JAPAN	0.0	7.6	7.6
CAMEROON	0.4	4.2	3.8	CANADA	0.0	8.0	8.0
SRI LANKA	0.4	5.0	4.6	ITALY	0.0	6.0	6.0
NEPAL	0.4	4.4	4.0	ISRAEL	0.0	6.3	6.3
VIETNAM	0.4	4.9	4.5	HUNGARY	-0.1	6.4	6.5
MAURITIUS	0.4	6.3	5.9	SLOVAKIA	-0.1	6.3	6.4
ARMENIA	0.4	4.2	3.8	UNITED KINGDOM	-0.1	7.7	7.8
BURKINA FASO	0.4	5.0	4.6	NEW ZEALAND	-0.1	8.2	8.3
GEORGIA	0.4	4.1	3.7	SWITZERLAND	-0.1	8.2	8.3
CYPRUS	0.3	6.9	6.6	PORTUGAL	-0.1	6.9	7.0
ARGENTINA	0.3	4.7	4.4	SYRIA	-0.1	4.8	4.9
TAIWAN	0.3	7.1	6.8	NORWAY	-0.1	8.2	8.3
ZIMBABWE	0.3	3.5	3.2	GREECE	-0.1	5.8	5.9
CHILE	0.3	6.7	6.4	FINLAND	-0.1	8.5	8.6
QATAR	0.3	7.1	6.8	UKRAINE	-0.1	4.0	4.1
RUSSIA	0.3	4.6	4.3	LITHUANIA	-0.2	6.0	6.2
SERBIA	0.3	4.2	3.9	AUSTRALIA	-0.2	8.0	8.2
BURUNDI	0.3	3.6	3.3	GERMANY	-0.2	7.8	8.0
BOTSWANA	0.3	6.3	6.0	SOUTH AFRICA	-0.2	6.6	6.8
ZAMBIA	0.3	4.8	4.5	AUSTRIA	-0.3	7.9	8.2
MEXICO	0.3	5.0	4.7	SPAIN	-0.3	6.5	6.8
CZECH REPUBLIC	0.3	6.5	6.2	IRELAND	-0.4	7.6	8.0
HONG KONG	0.3	7.8	7.5	NETHERLANDS	-0.4	8.0	8.4
OMAN	0.2	6.7	6.5	DENMARK	-0.4	8.1	8.5
COSTA RICA	0.2	5.9	5.7	UNITED STATES	-0.4	7.5	7.9
VENEZUELA	0.2	3.4	3.2	MOLDOVA	-0.5	3.9	4.4
DOMINICAN REPUBLIC	0.2	4.6	4.4	SOUTH KOREA	-0.5	6.3	6.8
MOROCCO	0.2	5.3	5.1	ICELAND	-0.6	7.2	7.8
MAURITANIA	0.2	4.6	4.4	ANGOLA	-	3.6	-
SLOVENIA	0.2	5.8	5.6	IRAN	-	4.2	-
PAKISTAN	0.2	4.1	3.9	LEBANON	-	4.4	-
GUATEMALA	0.2	4.5	4.3	RWANDA	-	5.6	-
PANAMA	0.2	5.6	5.4	SWAZILAND	-	5.2	-
EGYPT	0.2	5.2	5.0				

Table 6: Changes in the LP score (2010–2011)

County	Change	LP 2011	LP 2010	County	Change	LP 2011	LP 2010
CHAD	0.8	2.4	1.6	SWEDEN	0.1	8.8	8.7
BRUNEI	0.7	7.0	6.3	NEPAL	0.1	3.2	3.1
POLAND	0.7	6.4	5.7	SERBIA	0.1	4.1	4.0
ALBANIA	0.7	4.5	3.8	MOROCCO	0.1	4.6	4.5
COTE D'IVOIRE	0.7	2.4	1.7	MALAWI	0.1	5.1	5.0
QATAR	0.7	7.9	7.2	UNITED KINGDOM	0.0	7.8	7.8
TRINIDAD AND TOBAGO	0.6	5.3	4.7	MAURITIUS	0.0	6.6	6.6
CHILE	0.5	7.3	6.8	PHILIPPINES	0.0	3.5	3.5
MONTENEGRO	0.5	5.4	4.9	NORWAY	0.0	8.5	8.5
INDONESIA	0.5	4.2	3.7	LUXEMBOURG	0.0	8.5	8.5
SRI LANKA	0.5	4.5	4.0	TANZANIA	0.0	4.6	4.6
MACEDONIA	0.5	4.6	4.1	NEW ZEALAND	0.0	8.8	8.8
CAMEROON	0.5	3.5	3.0	KENYA	0.0	3.0	3.0
NICARAGUA	0.5	3.5	3.0	MAURITANIA	0.0	3.3	3.3
ZAMBIA	0.5	4.9	4.4	TUNISIA	0.0	5.7	5.7
MOZAMBIQUE	0.4	4.6	4.2	DENMARK	0.0	8.7	8.7
SENEGAL	0.4	4.4	4.0	CANADA	0.0	8.4	8.4
BANGLADESH	0.4	3.4	3.0	ALGERIA	0.0	3.5	3.5
BULGARIA	0.4	5.0	4.6	GUATEMALA	0.0	3.5	3.5
GUYANA	0.4	4.1	3.7	BELGIUM	0.0	7.4	7.4
ROMANIA	0.4	5.2	4.8	HONG KONG	0.0	8.1	8.1
ARGENTINA	0.4	4.1	3.7	HUNGARY	0.0	6.1	6.1
GEORGIA	0.4	4.1	3.7	COLOMBIA	0.0	3.8	3.8
KAZAKHSTAN	0.4	4.4	4.0	FRANCE	0.0	7.2	7.2
VIETNAM	0.4	4.8	4.4	UNITED ARAB EMIRATES	-0.1	6.7	6.8
VENEZUELA	0.4	2.3	1.9	BENIN	-0.1	4.5	4.6
ARMENIA	0.4	4.2	3.8	SYRIA	-0.1	3.7	3.8
COSTA RICA	0.3	6.6	6.3	IRELAND	-0.1	8.2	8.3
GHANA	0.3	5.2	4.9	BOTSWANA	-0.1	6.8	6.9
URUGUAY	0.3	7.0	6.7	INDIA	-0.1	4.7	4.8
BRAZIL	0.3	5.0	4.7	MALAYSIA	-0.1	5.6	5.7
LATVIA	0.3	5.9	5.6	KUWAIT	-0.1	6.2	6.3
ZIMBABWE	0.3	2.1	1.8	OMAN	-0.1	6.6	6.7
BOSNIA AND HERZEGOVINA	0.3	4.1	3.8	MOLDOVA	-0.1	3.7	3.8
PANAMA	0.3	4.6	4.3	BURKINA FASO	-0.1	4.2	4.3
PAKISTAN	0.3	2.8	2.5	EGYPT	-0.1	4.6	4.7
ESTONIA	0.3	7.1	6.8	FINLAND	-0.1	8.8	8.9
ECUADOR	0.3	3.0	2.7	JORDAN	-0.1	5.6	5.7
SLOVENIA	0.3	6.8	6.5	SLOVAKIA	-0.1	5.7	5.8
HONDURAS	0.3	3.9	3.6	NETHERLANDS	-0.1	8.4	8.5
PARAGUAY	0.3	2.9	2.6	TURKEY	-0.1	4.6	4.7
BOLIVIA	0.2	3.2	3.0	SOUTH KOREA	-0.1	6.0	6.1
CROATIA	0.2	5.3	5.1	AUSTRALIA	-0.2	8.3	8.5
JAPAN	0.2	7.6	7.4	SPAIN	-0.2	6.1	6.3
THAILAND	0.2	4.6	4.4	SWITZERLAND	-0.2	8.5	8.7
RUSSIA	0.2	3.5	3.3	NIGERIA	-0.2	2.9	3.1
MEXICO	0.2	4.2	4.0	SINGAPORE	-0.2	8.3	8.5
ISRAEL	0.2	6.1	5.9	MALTA	-0.2	7.3	7.5
BAHRAIN	0.2	5.9	5.7	SOUTH AFRICA	-0.2	5.5	5.7
ITALY	0.2	5.5	5.3	GREECE	-0.2	5.4	5.6
ETHIOPIA	0.2	3.3	3.1	UKRAINE	-0.2	3.5	3.7
UGANDA	0.2	3.8	3.6	ICELAND	-0.2	8.3	8.5
SAUDI ARABIA	0.2	5.6	5.4	GERMANY	-0.2	8.1	8.3
DOMINICAN REPUBLIC	0.2	4.2	4.0	MADAGASCAR	-0.3	3.8	4.1
AZERBAIJAN	0.2	3.8	3.6	MALI	-0.3	4.1	4.4
CZECH REPUBLIC	0.2	6.3	6.1	PORTUGAL	-0.3	6.8	7.1
PERU	0.1	3.7	3.6	LIBYA	-0.3	4.3	4.6
TAIWAN	0.1	6.4	6.3	AUSTRIA	-0.3	8.1	8.4
JAMAICA	0.1	4.7	4.6	UNITED STATES	-0.4	7.1	7.5
EL SALVADOR	0.1	4.4	4.3	ANGOLA	-	3.1	-
LITHUANIA	0.1	5.8	5.7	IRAN	-	3.5	-
BURUNDI	0.1	2.6	2.5	LEBANON	-	3.3	-
CHINA	0.1	4.5	4.4	RWANDA	-	5.2	-
CYPRUS	0.1	7.0	6.9	SWAZILAND	-	4.6	-
PUERTO RICO	0.1	6.3	6.2				

Table 7: Changes in the PPR score (2010-2011)

County	Change	IPRI 2011	IPRI 2010	County	Change	IPRI 2011	IPRI 2010
BRUNEI	2.4	5.8	3.4	BELGIUM	0.1	7.0	6.9
BENIN	1.5	6.2	4.7	SRI LANKA	0.1	6.1	6.0
INDONESIA	1.2	6.7	5.5	NIGERIA	0.1	4.6	4.5
UGANDA	1.2	5.0	3.8	LUXEMBOURG	0.1	7.9	7.8
ALGERIA	1.1	5.4	4.3	HONG KONG	0.1	7.9	7.8
BURKINA FASO	1.0	5.6	4.6	COLOMBIA	0.1	6.0	5.9
ETHIOPIA	0.8	5.6	4.8	UNITED ARAB EMIRATES	0.1	7.8	7.7
SENEGAL	0.8	5.4	4.6	ARMENIA	0.1	5.9	5.8
MAURITIUS	0.8	7.2	6.4	MALAYSIA	0.1	6.8	6.7
ECUADOR	0.8	5.3	4.5	BRAZIL	0.1	5.5	5.4
BANGLADESH	0.8	4.5	3.7	ITALY	0.0	5.7	5.7
POLAND	0.8	5.6	4.8	VENEZUELA	0.0	4.4	4.4
CHINA	0.7	6.8	6.1	INDIA	0.0	6.6	6.6
CYPRUS	0.7	7.5	6.8	EL SALVADOR	0.0	6.0	6.0
COTE D'IVOIRE	0.7	5.0	4.3	PUERTO RICO	0.0	6.2	6.2
CHAD	0.7	4.9	4.2	SINGAPORE	0.0	8.3	8.3
BAHRAIN	0.7	8.1	7.4	KENYA	0.0	6.0	6.0
PARAGUAY	0.7	5.4	4.7	COSTA RICA	0.0	6.1	6.1
PERU	0.7	6.5	5.8	CHILE	0.0	7.0	7.0
CAMEROON	0.7	5.3	4.6	ZAMBIA	0.0	5.8	5.8
NICARAGUA	0.6	4.9	4.3	SLOVENIA	0.0	4.7	4.7
SAUDI ARABIA	0.6	7.9	7.3	JORDAN	-0.1	6.8	6.9
URUGUAY	0.6	6.0	5.4	THAILAND	-0.1	6.8	6.9
MOZAMBIQUE	0.6	5.2	4.6	SWITZERLAND	-0.1	7.8	7.9
CROATIA	0.6	5.7	5.1	PANAMA	-0.1	6.8	6.9
TANZANIA	0.6	5.5	4.9	TRINIDAD AND TOBAGO	-0.1	5.3	5.4
DOMINICAN REPUBLIC	0.5	5.7	5.2	PORTUGAL	-0.1	6.8	6.9
MADAGASCAR	0.5	5.3	4.8	JAPAN	-0.1	7.0	7.1
BOLIVIA	0.5	4.5	4.0	JAMAICA	-0.2	5.7	5.9
GUYANA	0.5	5.7	5.2	HONDURAS	-0.2	5.7	5.9
GHANA	0.5	6.0	5.5	GREECE	-0.2	6.0	6.2
EGYPT	0.5	6.2	5.7	KAZAKHSTAN	-0.2	5.6	5.8
BURUNDI	0.5	4.8	4.3	SYRIA	-0.3	6.2	6.5
MACEDONIA	0.5	5.5	5.0	CANADA	-0.3	7.5	7.8
BOSNIA AND HERZEGOVINA	0.5	4.9	4.4	ISRAEL	-0.3	5.9	6.2
MALAWI	0.5	5.6	5.1	FINLAND	-0.3	8.3	8.6
AZERBAIJAN	0.5	6.2	5.7	AUSTRIA	-0.3	7.5	7.8
ARGENTINA	0.4	5.1	4.7	SWEDEN	-0.3	8.2	8.5
MALI	0.4	5.5	5.1	HUNGARY	-0.3	6.3	6.6
MONTENEGRO	0.4	6.6	6.2	SPAIN	-0.3	6.6	6.9
VIETNAM	0.4	6.1	5.7	NORWAY	-0.3	8.3	8.6
MOLDOVA	0.4	5.6	5.2	KUWAIT	-0.4	6.6	7.0
MALTA	0.4	6.8	6.4	BULGARIA	-0.4	5.6	6.0
MEXICO	0.4	5.7	5.3	UKRAINE	-0.4	4.4	4.8
PHILIPPINES	0.4	5.8	5.4	GERMANY	-0.4	7.1	7.5
GUATEMALA	0.4	6.1	5.7	ESTONIA	-0.4	7.1	7.5
SERBIA	0.4	5.2	4.8	AUSTRALIA	-0.4	7.7	8.1
BOTSWANA	0.3	7.2	6.9	SLOVAKIA	-0.4	6.7	7.1
CZECH REPUBLIC	0.3	6.3	6.0	SOUTH AFRICA	-0.5	6.9	7.4
LIBYA	0.3	4.3	4.0	NEW ZEALAND	-0.5	7.7	8.2
NEPAL	0.3	5.8	5.5	UNITED KINGDOM	-0.5	7.2	7.7
MAURITANIA	0.3	5.5	5.2	LATVIA	-0.5	5.8	6.3
MOROCCO	0.3	6.2	5.9	LITHUANIA	-0.6	6.3	6.9
ALBANIA	0.3	5.5	5.2	UNITED STATES	-0.7	7.1	7.8
TAIWAN	0.3	7.6	7.3	NETHERLANDS	-1.0	7.5	8.5
FRANCE	0.2	6.7	6.5	DENMARK	-1.0	7.3	8.3
ZIMBABWE	0.2	4.9	4.7	SOUTH KOREA	-1.1	6.1	7.2
GEORGIA	0.2	6.0	5.8	IRELAND	-1.1	6.7	7.8
QATAR	0.2	7.5	7.3	ICELAND	-1.3	6.8	8.1
OMAN	0.2	7.8	7.6	ANGOLA	-	4.5	-
ROMANIA	0.2	5.8	5.6	IRAN	-	5.4	-
TUNISIA	0.2	7.2	7.0	LEBANON	-	6.5	-
RUSSIA	0.2	5.2	5.0	RWANDA	-	6.3	-
PAKISTAN	0.2	6.0	5.8	SWAZILAND	-	6.2	-
TURKEY	0.1	6.1	6.0				

Table 8: Changes in the IPR score (2010–2011)

County	Change	IPRI 2011	IPRI 2010	County	Change	IPRI 2011	IPRI 2010
GUYANA	1.3	4.0	2.7	BULGARIA	0.3	5.4	5.1
BRUNEI	1.2	4.4	3.2	UKRAINE	0.3	4.2	3.9
MONTENEGRO	1.2	3.6	2.4	NICARAGUA	0.3	3.9	3.6
MALAWI	1.0	4.9	3.9	URUGUAY	0.3	5.2	4.9
ALBANIA	1.0	3.3	2.3	CYPRUS	0.3	6.3	6.0
KUWAIT	0.9	5.0	4.1	TUNISIA	0.3	5.2	4.9
TANZANIA	0.9	5.1	4.2	HUNGARY	0.3	6.9	6.7
PERU	0.8	4.4	3.6	JAMAICA	0.3	5.7	5.5
MACEDONIA	0.8	3.9	3.1	PUERTO RICO	0.3	6.9	6.7
HONG KONG	0.8	7.5	6.7	KENYA	0.2	4.2	4.0
INDONESIA	0.8	4.0	3.2	SWEDEN	0.2	8.5	8.3
CHAD	0.8	4.6	3.9	EGYPT	0.2	4.9	4.7
BANGLADESH	0.7	2.8	2.1	UNITED KINGDOM	0.2	8.1	7.9
BOTSWANA	0.7	5.0	4.3	INDIA	0.2	5.5	5.3
ARMENIA	0.7	2.5	1.9	THAILAND	0.2	4.5	4.3
AZERBAIJAN	0.6	3.2	2.6	CANADA	0.2	8.1	7.9
TRINIDAD AND TOBAGO	0.6	6.2	5.6	HONDURAS	0.2	4.4	4.2
NEPAL	0.6	4.1	3.5	LIBYA	0.2	2.6	2.4
BOSNIA AND HERZEGOVINA	0.6	3.3	2.7	ESTONIA	0.2	5.8	5.6
UGANDA	0.6	5.0	4.4	MEXICO	0.2	5.0	4.9
ETHIOPIA	0.6	4.6	4.0	MALAYSIA	0.1	5.9	5.8
BOLIVIA	0.6	4.0	3.4	MAURITIUS	0.1	5.0	4.9
POLAND	0.5	6.6	6.1	PHILIPPINES	0.1	4.9	4.8
GEORGIA	0.5	2.3	1.8	SENEGAL	0.1	4.2	4.1
MOZAMBIQUE	0.5	4.3	3.8	COLOMBIA	0.1	5.4	5.3
BENIN	0.5	5.2	4.7	KAZAKHSTAN	0.1	3.2	3.1
TAIWAN	0.5	7.2	6.7	MALI	0.1	4.9	4.8
COTE D'IVOIRE	0.5	3.8	3.3	GREECE	0.1	6.1	6.0
SRI LANKA	0.5	4.4	3.9	CAMEROON	0.1	3.9	3.8
ALGERIA	0.5	3.9	3.4	TURKEY	0.1	5.1	5.0
BAHRAIN	0.5	6.0	5.5	JORDAN	0.1	5.8	5.7
GHANA	0.5	5.7	5.2	NEW ZEALAND	0.1	8.0	7.9
PARAGUAY	0.5	3.6	3.1	DOMINICAN REPUBLIC	0.1	4.0	3.9
OMAN	0.4	5.6	5.2	SYRIA	0.1	4.6	4.5
SLOVENIA	0.4	5.9	5.5	ISRAEL	0.1	7.0	6.9
ZIMBABWE	0.4	3.5	3.1	FRANCE	0.0	7.9	7.9
MAURITANIA	0.4	5.1	4.7	FINLAND	0.0	8.5	8.5
SINGAPORE	0.4	8.3	7.9	IRELAND	0.0	7.9	7.9
CHILE	0.4	5.8	5.4	QATAR	0.0	5.9	5.9
RUSSIA	0.4	5.0	4.6	LITHUANIA	0.0	5.9	5.9
LATVIA	0.4	4.8	4.4	PORTUGAL	0.0	7.0	7.0
MALTA	0.4	6.4	6.0	SWITZERLAND	0.0	8.3	8.3
EL SALVADOR	0.4	4.4	4.0	NETHERLANDS	0.0	8.2	8.2
CHINA	0.4	5.2	4.8	MADAGASCAR	0.0	3.9	3.9
ECUADOR	0.4	4.8	4.4	NORWAY	0.0	7.8	7.9
SERBIA	0.4	3.2	2.8	UNITED STATES	-0.1	8.4	8.5
BURUNDI	0.4	3.5	3.1	AUSTRALIA	-0.1	7.9	8.0
SAUDI ARABIA	0.4	5.9	5.5	SOUTH AFRICA	-0.1	7.3	7.4
COSTA RICA	0.3	5.0	4.7	BELGIUM	-0.1	8.0	8.1
ZAMBIA	0.3	3.6	3.3	JAPAN	-0.1	8.2	8.3
NIGERIA	0.3	4.1	3.8	GERMANY	-0.1	8.1	8.2
MOROCCO	0.3	5.1	4.8	ITALY	-0.2	6.9	7.1
LUXEMBOURG	0.3	8.3	8.0	SOUTH KOREA	-0.2	6.8	7.0
CZECH REPUBLIC	0.3	6.9	6.6	AUSTRIA	-0.2	8.1	8.3
VIETNAM	0.3	3.8	3.5	DENMARK	-0.2	8.3	8.5
SLOVAKIA	0.3	6.5	6.2	SPAIN	-0.3	6.9	7.2
UNITED ARAB EMIRATES	0.3	7.0	6.7	ROMANIA	-0.4	5.4	5.8
PAKISTAN	0.3	3.6	3.3	ICELAND	-0.4	6.5	6.9
ARGENTINA	0.3	5.0	4.7	MOLDOVA	-1.8	2.3	4.1
GUATEMALA	0.3	4.0	3.7	ANGOLA	-	3.1	-
VENEZUELA	0.3	3.5	3.2	IRAN	-	3.8	-
PANAMA	0.3	5.3	5.0	LEBANON	-	3.3	-
BURKINA FASO	0.3	5.3	5.0	RWANDA	-	5.4	-
BRAZIL	0.3	5.5	5.2	SWAZILAND	-	4.8	-
CROATIA	0.3	4.8	4.5				